


CITY OF DELANO
STAFF REPORT

November 7, 2016
Agenda Item:

TO: Honorable Mayor and Members of the City Council

FROM: Maribel Reyna, City Manager
By: Rosa Lara Rios, Finance Director 

SUBJECT: Acceptance and Approval of the City of Delano Quarterly Investment Report.

Recommendation

Staff recommends that the City Council accept and approve the Quarterly Investment Report dated November 7, 2016.

Discussion

The Quarterly Investment Report for the quarter ended September 30, 2016, is presented to the City Council for acceptance and approval. This report is required by the City of Delano Investment Policy and the Government Code of the State of California.


This report reflects only the pooled cash managed and invested by the Finance Director on a daily basis. At September 30, 2016, the City of Delano's total investment portfolio of pooled idle cash at cost was \$48,665,290 earning a weighted average rate of return of 1.167%. This is equivalent to an average monthly income of \$47,310 or \$567,730 annually. A summary of the categories of investment is as follows:

<u>INVESTMENT TYPE</u>	<u>BOOK VALUE (COST)</u>	<u>INTEREST RATE AVERAGE</u>	<u>MONTHLY YIELD</u>
Local Agency Investment Fund	\$ 7,980,489	0.600%	\$ 3,990
CalTrust	18,679,601	1.018%	15,846
Certificates of Deposit	599,000	1.160%	570
Corporate Obligations	1,400,000	1.521%	1,775
Corporate Obligations	1,010,700	2.125%	1,771
US Government Agency	18,995,500	1.475 %	23,358
Total	<u>\$ 48,665,290</u>	<u>1.167%</u>	<u>\$ 47,310</u>

Budget Impact

Estimated Annual Investment Earnings of \$567,730.

Attachment(s): LAIF, CalTrust, CD's schedule, Union Bank-Institutional Custody Investment Account Statement, and Corporate Trust Department Account Statement.



CITY OF DELANO

QUARTERLY INVESTMENT REPORT
September 30, 2016

TYPE OF INVESTMENT	INSURER/BROKER OF INVESTMENT	CUSIP	ACQUISITION DATE	MATURITY DATE	DOLLAR AMOUNT/PAR	INTEREST RATE	COST	MARKET VALUE	UNREALIZED (LOSS)/GAIN	MONTHLY YIELD	ANNUAL YIELD
Local Agency Investment Fund (LAIF)	California State Treasurer		n/a	On Demand	7,980,488.68	0.600%	7,980,488.68	7,980,488.68	-	3.990.24	47,882.93
CalTrust	CalTrust of California			On Demand	18,679,601.55	1.018%	18,679,601.55	18,679,601.55	-	15,845.57	190,158.34
Certificates of Deposit	Various		See Schedule	See Schedule	599,000.00	1.160%	599,000.00	599,000.00	-	569.92	6,839.04
Corporate Obligations	Various				1,400,000.00	1.521%	1,400,000.00	1,413,730.00	13,730.00	1,775.00	21,300.00
Wells Fargo Co. Mtn	Wells Fargo Securities	94974BFU9	10/22/15	04/22/19	1,000,000.00	2.125%	1,010,700.00	1,013,850.00	3,150.00	1,770.83	21,250.00
US Government Agency-State Tax Exempt											
Federal National Mtg. Assn.	Gilford Securities	3136G1GU7	03/27/13	03/27/18	1,000,000.00	1.050%	1,000,000.00	999,530.00	(470.00)	875.00	10,500.00
Federal Farm Credit Banks	Gilford Securities	3133ECLJ1	04/16/13	04/16/18	1,000,000.00	0.980%	999,000.00	1,000,030.00	1,030.00	816.67	9,800.00
Federal Farm Credit Banks	Gilford Securities	3133EGNF8	07/14/16	04/21/20	1,000,000.00	1.300%	1,000,000.00	998,730.00	(1,270.00)	1,083.33	13,000.00
Federal National Mtg. Assn.	Gilford Securities	3136G3MZ4	05/27/16	05/29/20	1,000,000.00	1.500%	999,000.00	1,000,230.00	1,230.00	1,250.00	15,000.00
Federal Farm Credit Banks	Gilford Securities	3133EFD53	02/24/16	08/24/20	1,000,000.00	1.590%	1,000,000.00	1,000,010.00	10.00	1,325.00	15,900.00
Federal Home Loan MTG Corp	Gilford Securities	3134G9ZG1	08/25/16	08/25/20	1,000,000.00	1.500%	1,000,000.00	996,100.00	(3,900.00)	1,250.00	15,000.00
Federal Home Loan Bank	Gilford Securities	3130A7FQ3	03/09/16	09/09/20	1,000,000.00	1.600%	1,000,000.00	1,000,010.00	10.00	1,333.33	16,000.00
Federal Home Loan MTG Corp	Gilford Securities	3134GAJR6	09/30/16	09/30/20	1,000,000.00	1.500%	1,000,000.00	1,001,120.00	1,120.00	1,250.00	15,000.00
Federal National Mtg. Assn.	Gilford Securities	3136G4BV4	09/30/16	09/30/20	1,000,000.00	1.450%	1,000,000.00	997,910.00	(2,090.00)	1,208.33	14,500.00
Federal Farm Credit Banks	Gilford Securities	3133EGLG8	07/13/16	10/13/20	1,000,000.00	1.370%	999,250.00	996,440.00	(2,810.00)	1,141.67	13,700.00
Federal Home Loan MTG Corp	Gilford Securities	3134G9BY2	04/29/16	10/29/20	1,000,000.00	1.600%	1,000,000.00	1,000,040.00	40.00	1,333.33	16,000.00
Federal Home Loan MTG Corp	Wells Fargo Securities	3134G8V89	03/30/16	12/30/20	1,000,000.00	1.420%	1,000,000.00	1,000,000.00	-	1,416.67	17,000.00
Federal Farm Credit Banks	Gilford Securities	3133EGLH6	07/06/16	01/12/21	1,000,000.00	1.700%	1,000,000.00	998,430.00	(1,570.00)	1,183.33	14,200.00
Federal Home Loan Bank	Gilford Securities	3130A7RA5	04/22/16	01/22/21	1,000,000.00	1.650%	1,000,000.00	1,000,000.00	-	1,375.00	16,500.00
Federal Farm Credit Banks	Gilford Securities	3133EGRN7	08/10/16	02/17/21	1,000,000.00	1.470%	1,000,000.00	999,510.00	(490.00)	1,225.00	14,700.00
Federal Home Loan Bank	Gilford Securities	3134GADG6	08/18/16	02/25/21	1,000,000.00	1.500%	1,000,000.00	997,320.00	(2,680.00)	1,250.00	15,000.00
Federal Home Loan MTG Corp	Wells Fargo Securities	3134GAE00	09/30/16	03/30/21	1,000,000.00	1.500%	1,000,000.00	997,170.00	(2,830.00)	1,250.00	15,000.00
Federal National Mtg. Assn.	Wells Fargo Securities	3136G3QU2	05/25/16	05/25/21	1,000,000.00	1.750%	1,000,000.00	1,001,400.00	1,400.00	1,458.33	17,500.00
Federal Home Loan Bank	Wells Fargo Securities	3130A84P5	06/07/16	06/07/21	1,000,000.00	1.600%	998,250.00	1,000,790.00	2,540.00	1,333.33	16,000.00
Total US Gov't. Agency State Tax Exempt					19,000,000.00	1.475%	18,995,500.00	18,984,770.00	(10,730.00)	23,388.33	280,300.00
PRINCIPAL PORTFOLIO TOTAL					48,659,090.23	1.167%	48,665,290.23	48,671,440.23	6,150.00	47,309.90	567,730.32

CERTIFICATION:

I certify that this report accurately reflects all City and Redevelopment Agency investments, and is in conformance with the adopted investment policy of the City of Delano. Furthermore, I certify to the best of my knowledge, sufficient investment liquidity and anticipated revenues are available to meet the city's budgeted expenditure requirements for the next six months.

Rosa Lara Rios
Rosa Lara Rios
Finance Director

Date: November 7, 2016

Local Agency Investment Fund
P.O. Box 942809
Sacramento, CA 94209-0001
(916) 653-3001
CITY OF DELANO

www.treasurer.ca.gov/pmia-laif/laif.asp
October 06, 2016

FINANCE DIRECTOR/TREASURER
P.O. BOX 3010
DELANO, CA 93216

PMIA Average Monthly Yields

Account Number:
98-15-242

Tran Type Definitions

September 2016 Statement

Account Summary

Total Deposit:	0.00	Beginning Balance:	7,980,488.68
Total Withdrawal:	0.00	Ending Balance:	7,980,488.68



BETTY T. YEE

California State Controller

LOCAL AGENCY INVESTMENT FUND
REMITTANCE ADVICE

Agency Name	DELANO
Account Number	98-15-242

As of 10/14/2016, your Local Agency Investment Fund account has been directly credited with the interest earned on your deposits for the quarter ending 09/30/2016.

Earnings Ratio	.00001651908048883
Interest Rate	0.60%
Dollar Day Total	\$ 734,053,163.14
Quarter End Principal Balance	\$ 7,980,488.68
Quarterly Interest Earned	\$ 12,125.88



**CITY OF DELANO
STATEMENT FOR PERIOD
September 01, 2016 - September 30, 2016**

CalTrust Medium Term Fund - CITY OF DELANO

202-000201-10

Date	Transaction	Shares	Price Per Share	Amount	Average Cost NAV	Average Cost Amount	Realized Gain/Loss*
08/31/2016	BALANCE FORWARD	1,851,423.007	10.10	18,699,372.37	10.08076269	18,663,755.98	
09/01/2016	INCOME DISTRIBUTION - AUGUST	1,568.868	10.10	15,845.57	10.08077898	15,845.57	0.00
09/30/2016	UNREALIZED GAIN (LOSS)	0.000		0.00		0.00	
09/30/2016	ENDING BALANCE	<u>1,852,991.875</u>	10.10	<u>18,715,217.94</u>		<u>18,679,601.55</u>	
	INCOME DISTRIBUTION PAID - AUGUST			0.00			
	INCOME ACCRUAL - SEPTEMBER			15,521.26			
	CUMULATIVE UNREALIZED GAIN (LOSS)			35,616.39			

* Please note that this information should not be construed as tax advice and it is recommended that you consult with a tax professional regarding your account.

For Inquiries About Your Account, Contact:

Nottingham Investment Administration
116 South Franklin Street
Rocky Mount, NC 27804
Attention: CalTRUST Shareholder Services
Phone: 800.773.3863
Fax: 252-972-1908
Email: caltrustsupport@ncfunds.com

CITY OF DELANO
CITY OF DELANO
ATTN: ROSA LARA RIOS
1015 ELEVENTH AVENUE
DELANO, CA 93215

CERTIFICATES OF DEPOSIT
AS OF SEPTEMBER 30, 2016

10/17/2016

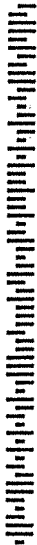
SAVINGS INSTITUTION	AMOUNT OF INVESTMENT	DATE INVESTMENT	MATURITY DATE	No. of DAYS	INTEREST RATE	MONTHLY INTEREST	DAILY INTEREST	YEARLY INTEREST
BROADWAY FEDERAL BANK	200,000.00	04/21/14	04/21/17	30	1.15%	191.67	6.39	2,300.00
COMMUNITY COMMERCE BANK	99,000.00	01/08/14	01/08/17	30	1.10%	90.75	3.03	1,089.00
HANMI BANK	200,000.00	04/03/14	04/03/17	30	1.05%	175.00	5.83	2,100.00
PACIFIC ALLIANCE BANK	100,000.00	04/09/15	04/09/18	30	1.35%	112.50	3.75	1,350.00
TOTALS	599,000.00				1.16%	569.92	19.00	6,839.00



GLOBAL CUSTODY SERVICES
 350 CALIFORNIA STREET, SUITE 2018
 SAN FRANCISCO, CA 94104

MB 02 000784 09043 H 6 B

CITY OF DELANO
 ROSA I. LARA RIOS
 1015 ELEVENTH AVE.
 DELANO, CA 93215-2262



Account Statement

Statement Period

September 1, 2016 through September 30, 2016

Account Number

6736305240

Account Name

CITY OF DELANO

Relationship Manager

JEANNETTE SIMMONS

415-705-7210

Online Access

unionbank.com/trustandcustody

Investment Manager

DIRECTED

6 / 1

Contents

Account Summary

Principal/Portfolio Summary

Unrealized Gain/Loss Summary

Cash Transactions Summary

Asset Detail

Maturity Summary


Transaction Detail

Overview of Total Account Value

Closing Value on 12/31/2015	\$17,160,952.00
Opening Value on 09/01/2016	\$18,407,280.00
Closing Value on 09/30/2016	\$21,416,600.00
<i>Net Change For Period</i>	<i>\$3,009,320.00</i>

Overview of Account by Investment Category

Your Current Portfolio Mix



% of Total Account	Market Value	Description
4.69%	1,004,250.00	Cash & Cash Equivalents
83.97%	17,964,770.00	Government Obligations
11.34%	2,427,580.00	Corporate Obligations
100.00%	\$21,416,600.00	Total Account Value



Account Number
6736305240

Account Name
CITY OF DELANO

Account Statement

Statement Period

September 1, 2016 through September 30, 2016

Principal Portfolio Summary

Description	Market Value	Percentage of Portfolio	Current Yield
Cash & Cash Equivalents	1,004,250.00	4.89%	0.00%
Government Obligations	17,984,770.00	83.97%	1.46%
Corporate Obligations	2,427,580.00	11.34%	1.75%
Total Principal Portfolio	\$21,416,600.00	100.00%	1.43%

Unrealized Gain/Loss Summary

Description	Cost Basis	Market Value	Gain/Loss
Cash & Cash Equivalents	1,004,250.00	1,004,250.00	0.00
Government Obligations	17,995,500.00	17,984,770.00	(10,730.00)
Corporate Obligations	2,410,700.00	2,427,580.00	16,880.00
Total Gain/Loss	\$21,410,450.00	\$21,416,600.00	\$6,150.00

Cash Transactions Summary

Receipts	Principal Cash
Interest	17,500.00
Sales	1,000,000.00
Other Receipts	3,000,583.34
Total Receipts	\$4,018,083.34
Disbursements	
Purchases	(3,000,000.00)
Checking / Savings Deposit	(13,250.00)
Fees	(583.34)
Total Disbursements	(\$3,013,833.34)
Total Net Transactions	\$1,004,250.00





Account Number
6736305240

Account Name
CITY OF DELANO

Account Statement

Statement Period

September 1, 2016 through September 30, 2016

Asset Detail - Principal Portfolio

Cash & Cash Equivalents

Asset Name	CUSIP	Shares/ Units Held	Cost Basis	Market Value	Price/ Date Priced	Percentage of Portfolio	Current Yield	Estimated Annual Income
Cash								
PRINCIPAL CASH			1,004,250.00	1,004,250.00		4.69%	0.00%	0.00
Total Cash & Cash Equivalents			\$1,004,250.00	\$1,004,250.00		4.69%	0.00%	\$0.00

Government Obligations

Asset Name	CUSIP	Shares/ Units Held	Cost Basis	Market Value	Price/ Date Priced	Percentage of Portfolio	Current Yield	Estimated Annual Income
Federal Govt Agency								
FEDERAL NATL MTDG ASSN 1.0500% 3/27/2018	3136G1GU7	1,000,000.000	1,000,000.00	999,530.00	99.9530 09/30/2016	4.67%	1.05%	10,500.00
FEDERAL FARM CR BKS 0.9800% 4/16/2018	3133ECLJ1	1,000,000.000	999,000.00	1,000,030.00	100.0030 09/30/2016	4.67%	0.98%	9,800.00
FEDERAL FARM CR BKS 1.3000% 4/21/2020	3133EGNF8	1,000,000.000	1,000,000.00	998,730.00	99.8730 09/30/2016	4.66%	1.30%	13,000.00
FEDERAL NATL MTDG ASSN 1.5000% 5/29/2020	3136G3NZ4	1,000,000.000	999,000.00	1,000,230.00	100.0230 09/30/2016	4.67%	1.50%	15,000.00
FEDERAL FARM CR BKS 1.5900% 8/24/2020	3133EFD53	1,000,000.000	1,000,000.00	1,000,010.00	100.0010 09/30/2016	4.67%	1.59%	15,900.00
FEDERAL HOME LN MTDG CORP 1.5000% 8/25/2020	3134G9Z61	1,000,000.000	1,000,000.00	996,100.00	99.6100 09/30/2016	4.65%	1.51%	15,000.00
FEDERAL HOME LOAN BANKS 1.6000% 9/9/2020	3130A7FQ3	1,000,000.000	1,000,000.00	1,000,010.00	100.0010 09/30/2016	4.67%	1.60%	16,000.00





Account Number
6736305240

Account Name
CITY OF DELANO

Account Statement

Statement Period

September 1, 2016 through September 30, 2016

Asset Detail - Principal Portfolio (continued)

Government Obligations

Asset Name	CUSIP	Shares/ Units Held	Cost Basis	Market Value	Price/ Date Priced	Percentage of Portfolio	Current Yield	Estimated Annual Income
Federal Govt Agency								
FEDERAL HOME LN MTG CORP 1.5000% 9/30/2020	3134GAJR6	1,000,000.000	1,000,000.00	1,001,120.00	100.1120 09/30/2016	4.67%	1.50%	15,000.00
FEDERAL NATL MTG ASSN 1.4500% 9/30/2020	3136G4BV4	1,000,000.000	1,000,000.00	997,910.00	99.7910 09/30/2016	4.66%	1.45%	14,500.00
FEDERAL FARM CREDIT BANK BONDS DTD 07/13/2016 1.37% 10/13/2020	3133EGL68	1,000,000.000	999,250.00	996,440.00	99.6440 09/30/2016	4.65%	1.37%	13,700.00
FEDERAL HOME LN MTG CORP 1.6000% 10/29/2020	3134G9BY2	1,000,000.000	1,000,000.00	1,000,040.00	100.0040 09/30/2016	4.67%	1.60%	16,000.00
FEDERAL FARM CR BKS 1.4200% 1/12/2021	3133EGLH6	1,000,000.000	1,000,000.00	998,430.00	99.8430 09/30/2016	4.66%	1.42%	14,200.00
FEDERAL HOME LOAN BANKS 1.6500% 1/22/2021	3130A7RA5	1,000,000.000	1,000,000.00	1,000,000.00	100.0000 09/30/2016	4.67%	1.65%	16,500.00
FEDERAL FARM CR BKS 1.4700% 2/17/2021	3133EGRN7	1,000,000.000	1,000,000.00	999,510.00	99.9510 09/30/2016	4.67%	1.47%	14,700.00
FEDERAL HOME LN MTG CORP 1.5000% 2/25/2021	3134GADG6	1,000,000.000	1,000,000.00	997,320.00	99.7320 09/30/2016	4.66%	1.50%	15,000.00
FEDERAL HOME LN MTG CORP 1.5000% 3/30/2021	3134GAEED	1,000,000.000	1,000,000.00	997,170.00	99.7170 09/30/2016	4.66%	1.50%	15,000.00
FEDERAL NATL MTG ASSN 1.7500% 5/25/2021	3136G3QU2	1,000,000.000	1,000,000.00	1,001,400.00	100.1400 09/30/2016	4.67%	1.75%	17,500.00



Account Number
6736305240

Account Name
CITY OF DELANO

Account Statement

Statement Period

September 1, 2016 through September 30, 2016

Asset Detail - Principal Portfolio (continued)

Government Obligations

Asset Name	CUSIP	Shares/ Units Held	Cost Basis	Market Value	Price/ Date Priced	Percentage of Portfolio	Current Yield	Estimated Annual Income
Federal Govt Agency								
FEDERAL HOME LOAN BANKS 1.6000% 6/7/2021	3130A84P5	1,000,000.000	998,250.00	1,000,790.00	100.0790 09/30/2016	4.67%	1.60%	16,000.00
Total Government Obligations			\$17,985,500.00	\$17,984,770.00		83.97%	1.46%	\$263,300.00

Corporate Obligations

Asset Name	CUSIP	Shares/ Units Held	Cost Basis	Market Value	Price/ Date Priced	Percentage of Portfolio	Current Yield	Estimated Annual Income
Corporate Bonds								
WELLS FARGO CO MTN 2.1250% 04/22/2019	94974BFU9	1,000,000.000	1,010,700.00	1,013,850.00	101.3850 09/30/2016	4.73%	2.10%	21,250.00
Certificate of Dep-Negotiable								
AMERICAN EXP FED SVGS BK INS 1.4500% 11/13/2017	02587CCP3	200,000.000	200,000.00	201,066.00	100.5340 09/30/2016	0.94%	1.44%	2,900.00
DISCOVER BK 1.4500% 11/13/2017	254672DK1	200,000.000	200,000.00	200,956.00	100.4780 09/30/2016	0.94%	1.44%	2,900.00
GOLDMAN SACHS BK USA NY 1.3500% 4/9/2018	38148JQ53	200,000.000	200,000.00	201,484.00	100.7420 09/30/2016	0.94%	1.34%	2,700.00
ALLY BK MIDVALE UTAH 1.6000% 7/2/2018	02006LRV7	200,000.000	200,000.00	201,686.00	100.8430 09/30/2016	0.94%	1.59%	3,200.00
CAPITAL ONE BK USA NATL ASSN 1.6000% 10/15/2018	140420WQ9	200,000.000	200,000.00	202,936.00	101.4680 09/30/2016	0.95%	1.58%	3,200.00



Account Number
6736305240

Account Name
CITY OF DELANO

Account Statement

Statement Period

September 1, 2016 through September 30, 2016

Asset Detail - Principal Portfolio (continued)

Corporate Obligations

Asset Name	CUSIP	Shares/ Units Held	Cost Basis	Market Value	Price/ Date Priced	Percentage of Portfolio	Current Yield	Estimated Annual Income
Certificate of Dep-Negotiable								
CAPITAL ONE NATL ASSN VA 1.6000% 10/15/2018	14042RAV3	200,000.000	200,000.00	202,936.00	101.4680 09/30/2016	0.95%	1.58%	3,200.00
BMW BK NORTH AMER SALT LAKE 1.6000% 1/22/2019	06580ADR2	200,000.000	200,000.00	202,664.00	101.3320 09/30/2016	0.95%	1.58%	3,200.00
Total Corporate Obligations			\$2,410,700.00	\$2,427,580.00		11.34%	1.75%	\$42,550.00
Total Principal Portfolio			\$21,410,450.00	\$21,416,600.00		100.00%	1.43%	\$305,850.00
Total Account Values			\$21,410,450.00	\$21,416,600.00		100.00%	1.43%	\$305,850.00





Account Number
6736305240

Account Name
CITY OF DELANO

Account Statement

Statement Period


September 1, 2016 through September 30, 2016


Maturity Summary

	Face Value	Par Value	Cost Basis	Market Value	Percentage of Market Value
2016					
2017		400,000.000	400,000.00	402,024.00	1.97%
2018		2,800,000.000	2,799,000.00	2,808,602.00	13.76%
2019		1,200,000.000	1,210,700.00	1,216,514.00	5.96%
2020		9,000,000.000	8,998,250.00	8,990,590.00	44.04%
2021		7,000,000.000	6,998,250.00	6,994,620.00	34.27%
2022					
2023					
2024					
2025					
Ten-to-Fourteen Years					
Fifteen-to-Nineteen Years					
Twenty Years and Over					
Total	\$0.00	20,400,000.000	\$20,406,200.00	\$20,412,350.00	100.00%

Transaction Detail

Date	Activity Description	CUSIP	Principal Cash	Cost Basis
Beginning Balance				
09/09/16	Interest CASH RECEIPT OF INTEREST EARNED ON FHLB BDS 1.600% 9/09/20 0.008/\$T PY ON 1,000,000 PAR VALUE DUE 9/9/2016	3130A7F03	\$0.00	\$18,406,200.00
09/12/16	Checking / Savings Deposit CASH DISBURSEMENT PAID TO WELLS FARGO BANK (ABA) DEPOSIT TO CHG		(8,000.00)	
09/13/16	Other Receipts CASH RECEIPT PAYMENT OF FEES For Period Ending 20160630		291.67	
09/13/16	Fees UB FEE COLLECTED For Period Ending 20160630		(291.67)	





Account Number
6736305240

Account Name
CITY OF DELANO

Account Statement

Statement Period

September 1, 2016 through September 30, 2016

Transaction Detail (continued)

Date	Activity Description	CUSIP	Principal Cash	Cost Basis
09/13/16	Other Receipts CASH RECEIPT PAYMENT OF FEES For Period Ending 20160731		291.67	
09/13/16	Fees UB FEE COLLECTED For Period Ending 20160731		(291.67)	
09/27/16	Interest CASH RECEIPT OF INTEREST EARNED ON FNMA NTS 1.050% 3/27/18 0.00525/\$1 PV ON 1,000,000 PAR VALUE DUE 9/27/2016	3136616U7	5,250.00	
09/28/16	Checking / Savings Deposit CASH DISBURSEMENT PAID TO WELLS FARGO BANK (ABA) DEPOSIT TO CHG		(5,250.00)	
09/30/16	Interest CASH RECEIPT OF INTEREST EARNED ON FHLMC NTS 1.700% 12/30/20 0.00425/\$1 PV ON 1,000,000 PAR VALUE DUE 9/30/2016	313468V69	4,250.00	
09/30/16	Other Receipts CASH RECEIPT WIRE TRANSFER RECEIPTS WELLS FARGO BANK/CITY OF DELANO		1,000,000.00	
09/30/16	Other Receipts CASH RECEIPT WIRE TRANSFER RECEIPTS WELLS FARGO BANK/CITY OF DELANO		1,000,000.00	
09/30/16	Other Receipts CASH RECEIPT WIRE TRANSFER RECEIPTS WELLS FARGO BK/CITY OF DELANO		1,000,000.00	
09/30/16	Purchases PURCHASED 1,000,000 PAR VALUE OF FHLMC NTS 1.500% 3/30/21 TRADE DATE 09/07/16 PURCHASED THROUGH WACHOVIA CAPITAL MARKETS, LLC. 1,000,000 PAR VALUE AT 100 %	31346AEE0	(1,000,000.00)	1,000,000.00



Account Number
6736305240

Account Name
CITY OF DELANO

Account Statement

Statement Period

September 1, 2016 through September 30, 2016

Transaction Detail (continued)

Date	Activity Description	CUSIP	Principal Cash	Cost Basis
09/30/16	Purchases PURCHASED 1,000,000 PAR VALUE OF FHLMC MTN 1.500% 9/30/20 TRADE DATE 08/30/16	3134GAJR6	(1,000,000.00)	1,000,000.00
	PURCHASED THROUGH STERNE AGEE & LEACH INC. 1,000,000 PAR VALUE AT 100 %			
09/30/16	Purchases PURCHASED 1,000,000 PAR VALUE OF FNMA NTS 1.450% 9/30/20 TRADE DATE 09/21/16	3136G4BV4	(1,000,000.00)	1,000,000.00
	PURCHASED THROUGH STERNE AGEE & LEACH INC. 1,000,000 PAR VALUE AT 100 %			
09/30/16	Sales FULL CALL 1,000,000 PAR VALUE OF FHLMC NTS 1.700% 12/30/20 TRADE DATE 09/30/16 FULL CALL	3134G8V89	1,000,000.00	(1,000,000.00)
Net Activity			\$1,004,250.00	\$2,000,000.00
Ending Balance			\$1,004,250.00	\$20,406,200.00